

## Step 4: Submit Application

### 1. Submit Application

epd127-signed-20100128.pdf (已保全) - Adobe Reader

檔案(F) 編輯(E) 檢視(V) 文件(D) 工具(T) 視窗(W) 說明(H)

至少有一個簽名需要驗證。 請填寫以下表格。 您可以儲存鍵入此表格的資料。

簽名面板 螢光標示欄位

Step 1: Fill Form & Attach Files > Step 2: Validate Data > Step 3: Sign Document > **Step 4: Submit Application** > Step 5: Payment

< Back Submit Application

\* Mandatory field

GOVERNMENT OF HONG KONG  
SPECIAL ADMINISTRATIVE REGION  
WASTE DISPOSAL LICENCE (Chapter 354)

For Official Use  
Code No  
WPCO/ / /

Waste Disposal Licence \*

SECTION A. Applicant

Name (Person or Company)

(In English) \* Chan Dai Man

(In Chinese)

I.D. Card No.(if the applicant is an individual) A 1 2 3 4 5 6 ( 7 )

OR \*

Business Registration Certificate No.

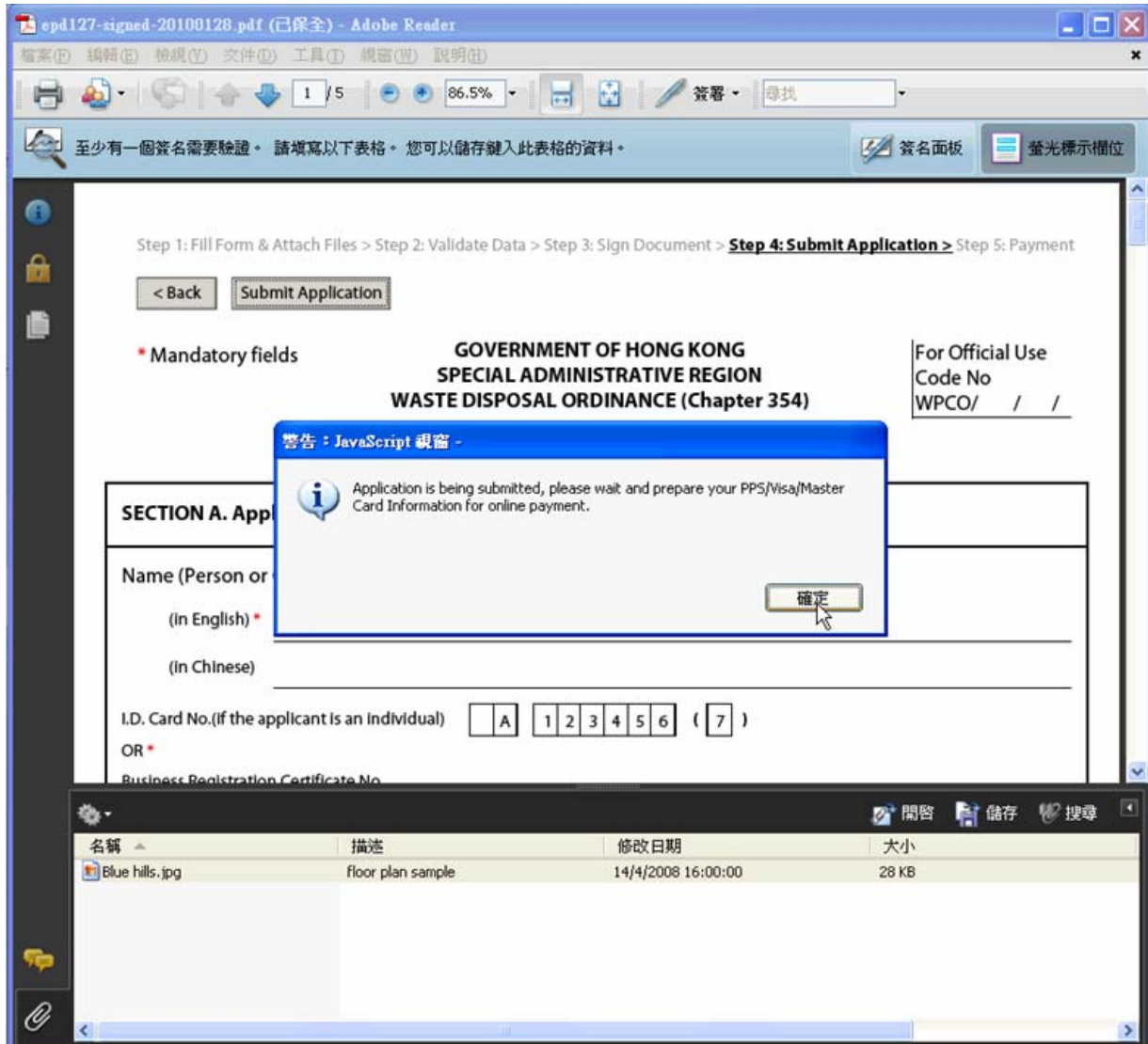
名稱	描述	修改日期	大小
Blue hills.jpg	Floor plan sample	14/4/2008 16:00:00	28 KB

Click the [Submit Application] button to submit the application form to EPD, you will be notified with a reference number. You may quote this reference at any future correspondence with EPD.

The submission will require a Sign-On action if Sign-On is not performed before. ([Please refer to Step 1 for sign in](#)).

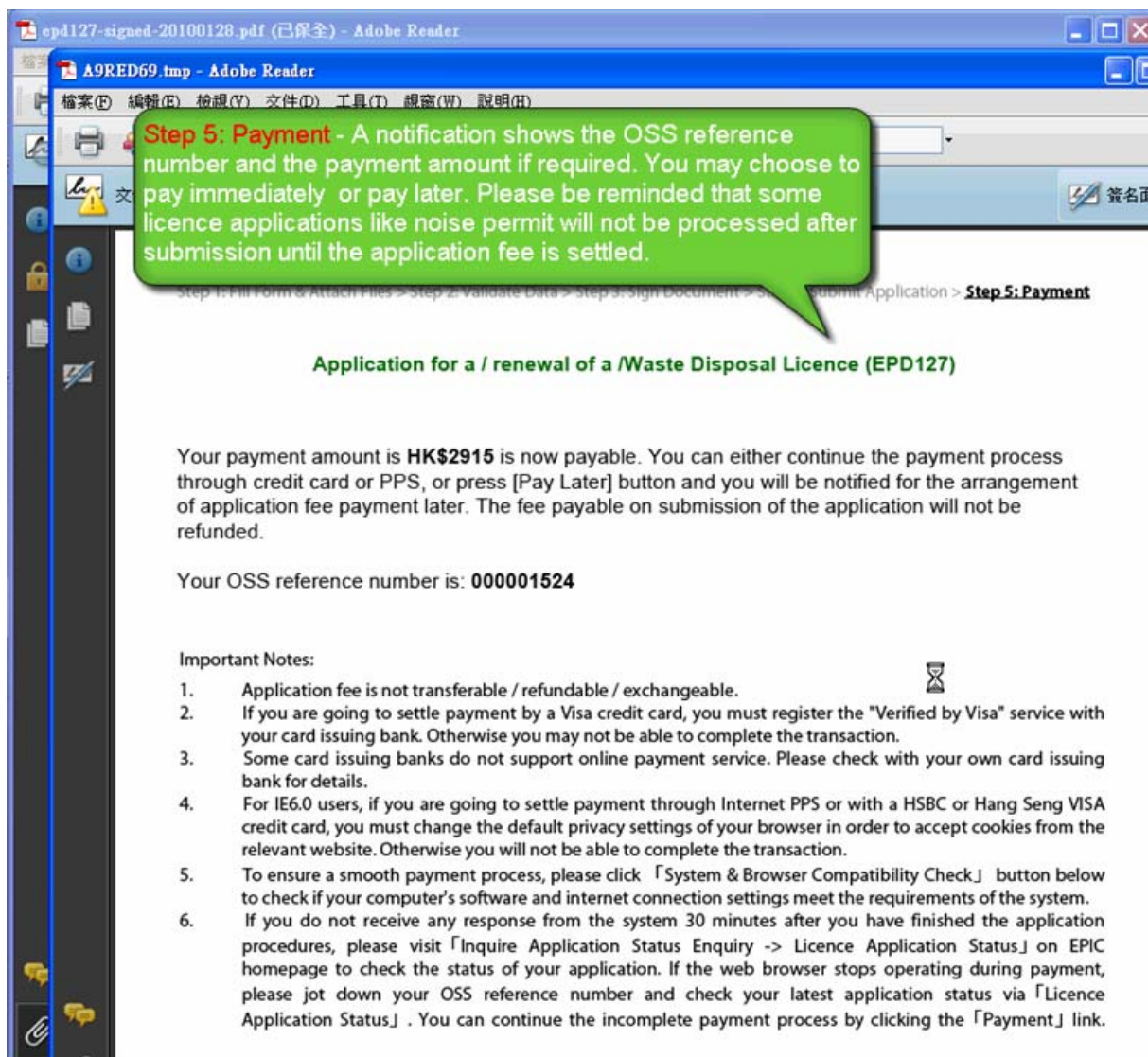
The digital signature will be verified to confirm the validity before accepting the application by EPD.

## 2. Alert Message



During submission, the following alert message “Application is being submitted, please wait and prepare your PPS, Visa or Master Card Information for online payment.” will be shown (for payment application).

### 3. Notification



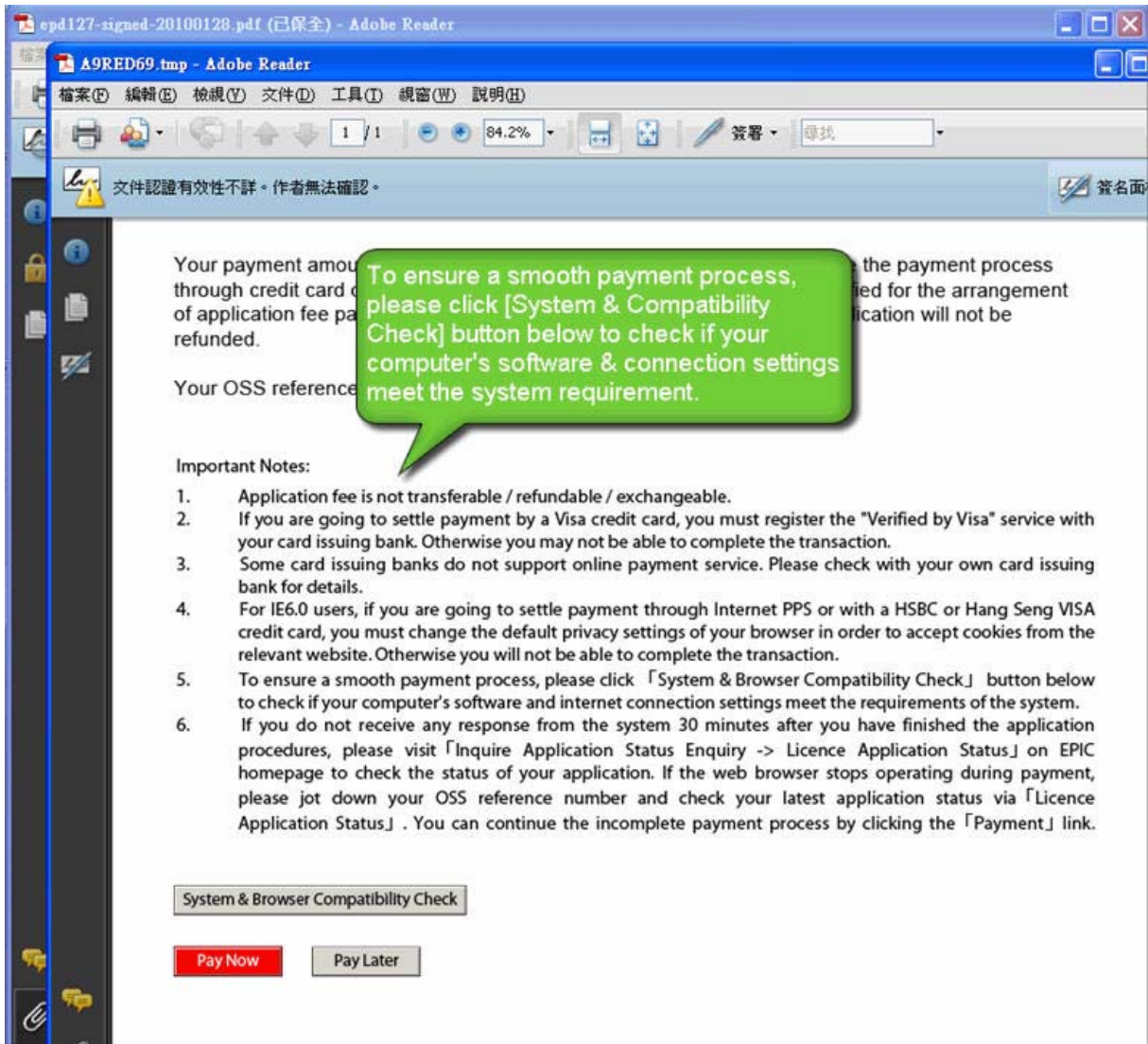
#### For payment case:

A notification shows the OSS reference number and the payment amount if required. You may choose to pay immediately or pay later. Please be reminded that some licence applications like noise permit will not be processed after submission until the application fee is settled.

#### For non-payment case:

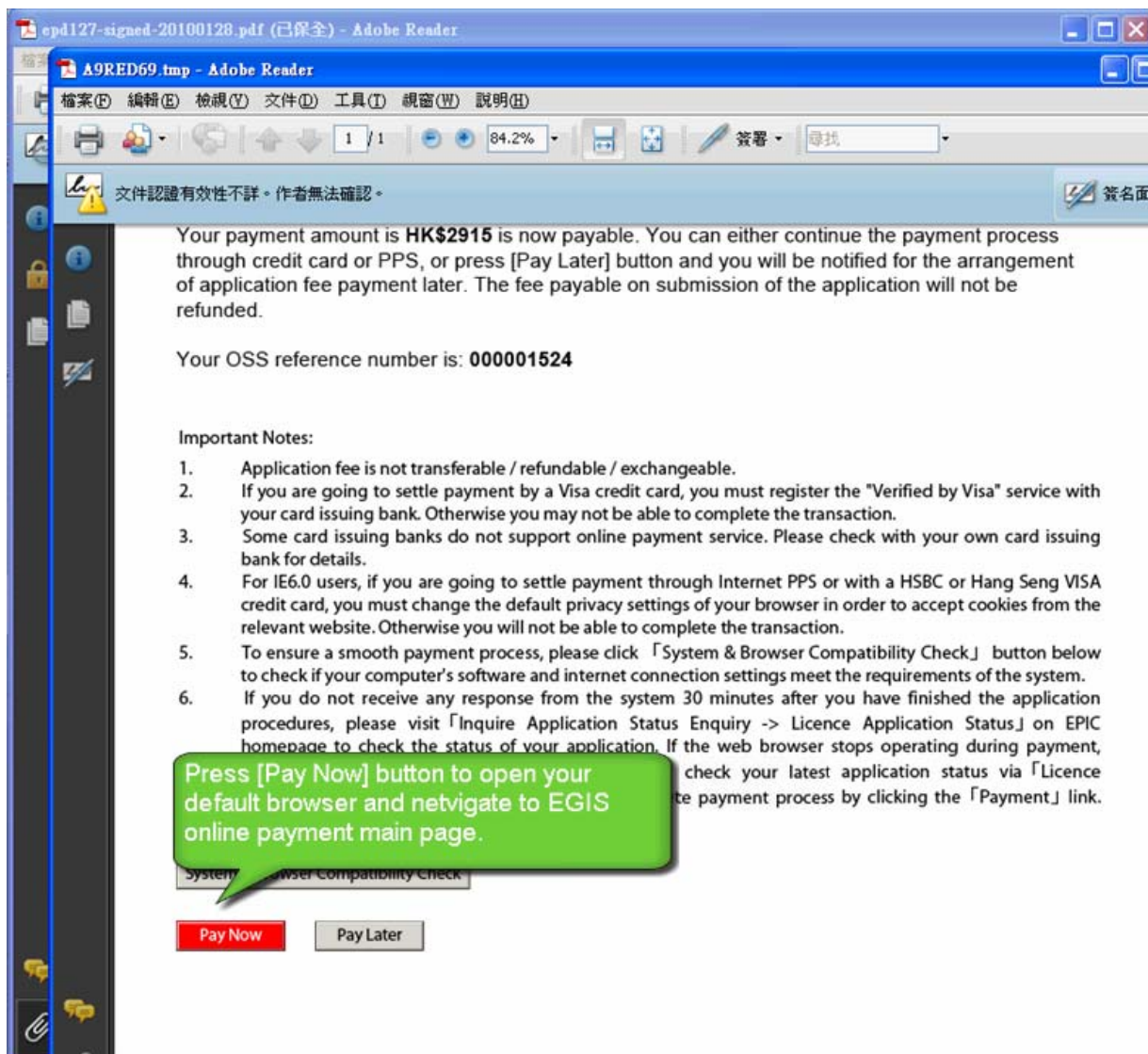
A notification shows the OSS reference number only. You will also receive an acknowledge email showing the application details including the application received date, the OSS Reference No., and the site or premise address.

#### 4. System & Compatibility Check (for payment case)



To ensure a smooth payment process, please click [System & Compatibility Check] button to check if your computer's software and connection settings meet the system requirement.

## 5. Pay Now or Pay Later (for payment case)



Press [Pay Now] button to open your default browser and navigate to “GovHK” online payment main page.

Press [Pay Later] button to pay it later. You can continue or retry payment processes in the “Application Status Inquiry” later.